



# THE SOUTH POINT HOLIDAYS'

## Homework

2024-2025

Class-I


Name- \_\_\_\_\_

Section- \_\_\_\_\_

Roll No. \_\_\_\_\_

COLOUR AND DECORATE THE PICTURE.

We Share with  
One Another.





# SUMMER BREAK, 2024-25

(21<sup>st</sup> May to 30<sup>th</sup> June, 2024)

*The school shall re-open on Monday, 1<sup>st</sup> July, 2024 as usual.*

**Dear Students**

**Unfeigned Greetings!**

*Holidays' Homework serves several vital purposes for the students. It helps reinforce what students have learnt in the previous months, preventing the "Summer Slide" where important skills and Knowledge are forgotten over a long break.*

*Assignments given during the holidays help the students develop research, analytical, logical, speaking, writing, communication, reasoning and reading skills outside the regular classroom ambience. The Holidays' Homework introduces new concepts that will be taught in the coming days, giving students a head start. With more free time during the holidays, the given assignments help the students know how to balance leisure and work, fostering good habits in time management and self-discipline. Moreover, without the immediate support of teachers, the students learn to solve the problems on their own, fostering independence and confidence in their abilities.*

## **TIPS FOR DOING HOLIDAYS' HOMEWORK**

- **PLAN AHEAD:** Start by listing all the Homework: Models, Projects, Assignments, Art -Integrated Activity etc., you need to complete. Break them into smaller, manageable tasks and set the deadlines for each.
- **CREATE A SCHEDULE:** Allocate specific times each day for the homework. Treat these times as the fixed appointments.
- **SET CLEAR GOALS:** Define what you need to accomplish in each study-session. Setting goals can keep you focused and give you a sense of achievement as you tick the tasks off your list.
- **CHOOSE A CONDUCIVE AMBIENCE:** Find a quiet and cosy place to study. Make sure it is free from distractions.
- **TAKE REGULAR BREAKS:** Don't forget to take short breaks to reset the brain.
- **STAY ORGANISED:** Keep all your study-material and notes organized and handy.
- **REVIEW REGULARLY:** Instead of cramming, review your notes, answers and other work regularly. This enhances memory-retention.
- **STAY MOTIVATED:** Keep your morale high.
- **STAY HEALTHY:** Maintain a balanced and nutritious diet, hydrate well and ensure that you get plenty of sleep. Stay away from heat. Your brain needs rest and fuel to function at its best.


**MAY YOUR HOLIDAYS BE FILLED WITH HAPPINESS, FUN, FROLIC, LAUGHTER  
AND CHERISHED MEMORIES!**

**PRINCIPAL**

English

Fill in the blanks and colour the pictures .

ai



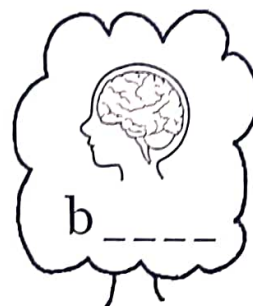

ee



ie




oa



# Pick the Blend

Choose the correct blend to complete the word.




ed




eep




ub




ag





ock





us




ad




ip




ug




ove

pl

cl

sl

cl

pl

sl

cl

gl


gl

fl

# Sweet Nouns

Read the Nouns on the candy. Use the colour code to colour the candy.

Colour Code :    person -    red            place -            purple  
                          thing -    pink            animal -         orange



Fill in the blanks with the letters given below to make new words:

oo

1. room
2. t\_\_\_\_\_l
3. p\_\_\_\_\_l
4. st\_\_\_\_\_l
5. br\_\_\_\_\_m

ang

1. bang
2. s\_\_\_\_\_
3. r\_\_\_\_\_
4. h\_\_\_\_\_
5. g\_\_\_\_\_

th

1. this
2. \_\_\_\_\_at
3. \_\_\_\_\_ese
4. \_\_\_\_\_ose
5. \_\_\_\_\_ere

wh

1. whip
2. \_\_\_\_\_en
3. \_\_\_\_\_ere
4. \_\_\_\_\_y
5. \_\_\_\_\_at

ing

1. sing
2. r\_\_\_\_\_
3. str\_\_\_\_\_
4. br\_\_\_\_\_
5. k\_\_\_\_\_

ch

1. chick
2. \_\_\_\_\_ain
3. \_\_\_\_\_alk
4. \_\_\_\_\_irp
5. \_\_\_\_\_at

## Let's Make Sentences!

- Photocopy the page & cut the given words.
- Mount each word on any bright coloured A-3 size sheet & cut again leaving a margin of 1cm.
- Send it to school in a properly-labelled zip lock pouch.
- These words will be used for sentence construction in the class.

I	my
orange	He
She	book
boy	girl
pen	It

mother

toy

is

father

chair

am

sister

friend

a

brother

egg

an

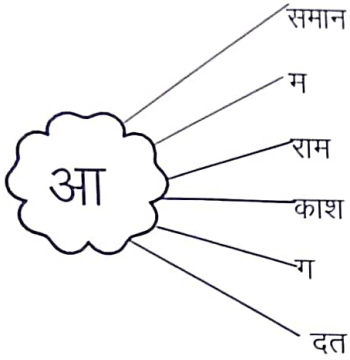
apple

.



# Hindi

आ की मात्रा वाले शब्द बनाओ।



---

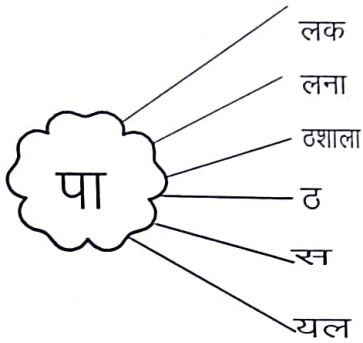
---

---

---

---

---



---

---

---

---

---

---

‘आ’की मात्रा लगाकर शब्द पूरे करो और  
चित्र में रंग भरो।

गड़-गड़, गड़-गड़ बंदल अ-य-  
बंदल अ-य- , जल भर ल-य- ।  
कल-कल बंदल छ-य-  
छम-छम, छम - छम जल बरस-य- ।



चित्र को देखकर वाक्य पूरे करो।

1. अमन



\_\_\_\_\_ करा।

2. राधा



\_\_\_\_\_ चखा।

3. नमन



\_\_\_\_\_ मत पटका।

4. बाजार जाकर



\_\_\_\_\_ ला।

5.



\_\_\_\_\_ जलाकर खाना बना।

6. आकाश



\_\_\_\_\_ खा।

7. राम




\_\_\_\_\_ जा।

8. पलक



\_\_\_\_\_ लाई।

# लिंग



कोष्ठक में से सही शब्द चुनकर खाली स्थान भरे-

क. शिमला का मौसम \_\_\_\_\_ है। (ठंडा / ठंडी)

ख. रोहन रोज़ स्कूल \_\_\_\_\_ है। (जाती / जाता)

ग. इमली \_\_\_\_\_ है। (खट्टा / खट्टी)

घ. सीमा हँस \_\_\_\_\_ है। (रहा / रही)


ङ मेरा भाई दिल्ली में \_\_\_\_\_ है। (पढ़ता / पढ़ती)

च. गाय दूध \_\_\_\_\_ है। (देती / देता)




# FUN WITH SHAPES

Count and Colour the Shapes



**Count**


















**Colour**



# Number Names and Numerals

Count each object in the picture and write its numeral and number name. Colour the picture.




	<input type="text" value="4"/>	Four		<input type="text"/>	
	<input type="text"/>			<input type="text"/>	
	<input type="text"/>			<input type="text"/>	
	<input type="text"/>			<input type="text"/>	
	<input type="text"/>			<input type="text"/>	
	<input type="text"/>			<input type="text"/>	
	<input type="text"/>			<input type="text"/>	

# EVS

Name .....

Class & Sec.....

A. Write the name of the part of body that is associated with the following object to complete the crossword.



B. Fill in the blanks with the help of the pictures given.

1. Teeth of a \_\_\_\_\_



2. Eye of a \_\_\_\_\_



3. Legs of a \_\_\_\_\_



4. Hands of a \_\_\_\_\_



5. Hair of a \_\_\_\_\_



# Namaste!

“Nah-mah-stay”



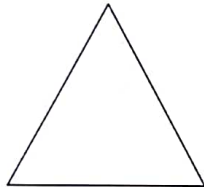
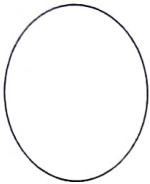

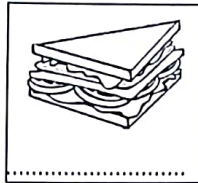

The goodness and light in me,  
sees the goodness and light in you.



**COLOUR AND DECORATE THE PICTURE.**



Here are some food items with interesting shapes. Find and match the food items with their shapes. Then write their names in the given blanks.



The names of some healthy food items are hidden in the grid below. Cross out the Q and read the remaining letters in each row to know the names. Write in the given blanks.

1.	Q	R	Q	I	C	Q	Q	E	Q	Q
2.	Q	Q	E	Q	Q	G	Q	Q	G	Q
3.	Q	B	Q	A	N	Q	A	Q	N	A
4.	Q	Q	M	Q	I	Q	L	K	Q	Q
5.	Q	R	Q	Q	O	T	Q	Q	Q	I

1. ....

2. ....

3. ....

4. ....

5. ....


## CRAFT

### *Hand Printing*

- Take an A-3 size sheet of any light colour and add a simple border to it.
- Cut out a pot from brown pastel sheet.
- Help your child to make hand prints with bright poster paints to create flowers as shown in the picture.



COLOUR THE PICTURE WITH BRIGHT COLOURS.



COLOUR THE PICTURE WITH BRIGHT COLOUR AND DECORATE IT.




# Computer


Match the following:



Speaker



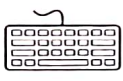
Printer



Monitor



Keyboard



Mouse



CPU

Tick(✓)the right option.

A. How many alphabet keys are there on a keyboard?  
(a)20                      (b)25                      (c) 26

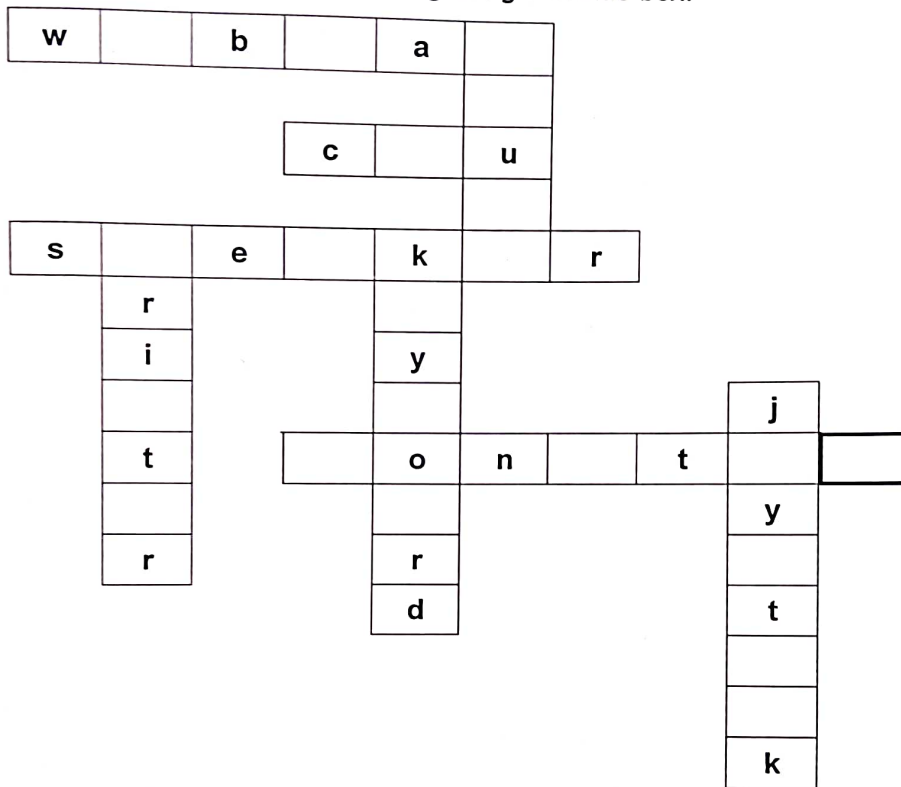
B. There are different arrow keys.  
(a)Four                      (b) Five                      (c) Six

C. What is used to point and select an item on the monitor?  
(a)Keyboard                      (b)Mouse                      (c)CPU

# PARTS OF COMPUTER

Computer Science is the operating system of all innovations

Complete the puzzle board using the given clue box:



Clue Box:

CPU

keyboard

monitor

printer

Joystick

webcam

speaker

mouse

**HOLIDAYS' HOMEWORK, 2024-25**  
**CLASS – I**

**Note: Do all the work in a 3-in-1 notebook**

**English**

- Read Lesson -3 'Who Are They ?'
- Learn the exercises of Poem 'A Happy Child'.
- Do 5 pages of calligraphy in the notebook.
- Learn and write 10 lines on 'Myself'.

**Hindi**

- पाठ्यपुस्तक प्रथम के पेज न- 18 से 31 का पढ़न करें और पाँच सुलेख लिखें।
- पेज न-84 'चंदा मामा' नामक कविता याद करो।

**Mathematics**

- Learn and write tables from 2 to 5.
- Do exercises given on Page No. 50 to 58 in the book.
- Paste any shape in the Descending Order on A-4 size coloured sheet.

**EVS**

- Read Lesson -3 'My Family'
- Make a Poster on the topic 'Healthy Food', 'Healthy Life'. (Roll No. 1-13)
- Paste different types of cloth pieces on A-4 size coloured sheet and name the fabric also. (Roll No. 14-13)

**General Knowledge**

- Learn the exercise of Lesson -1 to 11.
- Paste the pictures of famous buildings located in India and write their names on A-4 size coloured sheet .

**Computer**

- Read Chapter -3 'Parts of a Computer'
- Do Page No.23 (Periodic Assessment-1).
- Make a chart on the Parts of Computer.

**"PROTECT OUR PLANET PRESERVE OUR FUTURE"**

# LOVE EARTH



**COLOUR AND DECORATE THE PICTURE.**