



THE SOUTH POINT HOLIDAYS'

Homework

2024-2025

CLASS-II

Name- _____

Section- _____

Roll No. _____

COLOUR AND DECORATE THE PICTURE.





SUMMER BREAK, 2024-25

(21st May to 30th June, 2024)

The school shall re-open on Monday, 1st July, 2024 as usual.

Dear Students

Unfeigned Greetings!

Holidays' Homework serves several vital purposes for the students. It helps reinforce what students have learnt in the previous months, preventing the "Summer Slide" where important skills and Knowledge are forgotten over a long break.

Assignments given during the holidays help the students develop research, analytical, logical, speaking, writing, communication, reasoning and reading skills outside the regular classroom ambience. The Holidays' Homework introduces new concepts that will be taught in the coming days, giving students a head start. With more free time during the holidays, the given assignments help the students know how to balance leisure and work, fostering good habits in time management and self-discipline. Moreover, without the immediate support of teachers, the students learn to solve the problems on their own, fostering independence and confidence in their abilities.

TIPS FOR DOING HOLIDAYS' HOMEWORK

- **PLAN AHEAD:** *Start by listing all the Homework: Models, Projects, Assignments, Art -Integrated Activity etc., you need to complete. Break them into smaller, manageable tasks and set the deadlines for each.*
- **CREATE A SCHEDULE:** *Allocate specific times each day for the homework. Treat these times as the fixed appointments.*
- **SET CLEAR GOALS:** *Define what you need to accomplish in each study-session. Setting goals can keep you focused and give you a sense of achievement as you tick the tasks off your list.*
- **CHOOSE A CONDUCIVE AMBIENCE:** *Find a quiet and cosy place to study. Make sure it is free from distractions.*
- **TAKE REGULAR BREAKS:** *Don't forget to take short breaks to reset the brain.*
- **STAY ORGANISED:** *Keep all your study-material and notes organized and handy.*
- **REVIEW REGULARLY:** *Instead of cramming, review your notes, answers and other work regularly. This enhances memory-retention.*
- **STAY MOTIVATED:** *Keep your morale high.*
- **STAY HEALTHY:** *Maintain a balanced and nutritious diet, hydrate well and ensure that you get plenty of sleep. Stay away from heat. Your brain needs rest and fuel to function at its best.*

***MAY YOUR HOLIDAYS BE FILLED WITH HAPPINESS, FUN, FROLIC, LAUGHTER
AND CHERISHED MEMORIES!***

PRINCIPAL

"Self-Love is the Best Love."

1. My name is _____.

2. I am a _____.

3. I am _____ years old.

4. I live at _____.

5. I study in class _____.


6. My mother's name is _____.

7. My father's name is _____.

8. The name of my school is _____.

9. My phone number is _____.

10 I want to become a _____.



Real Strength has to do with helping others.

Fill in the blanks with the right person for each job.


1. The _____ delivers letters.
2. The _____ stitches our clothes.
3. The _____ grows crops.
4. The _____ sells the meat.
5. The _____ mends our shoes.
6. The _____ trims our hair.
7. The _____ builds buildings.
8. The _____ bakes cakes and cookies.
9. The _____ treats the sick.



PARTS OF BODY

Complete the boxes with the help of the clues.

ORGANS



FINGERS

HEAD

LEG

NECK

TOES

ARM


EARS



HAND

SHOULDER

FOOT

Mental Maths



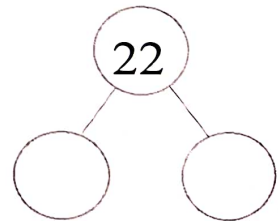
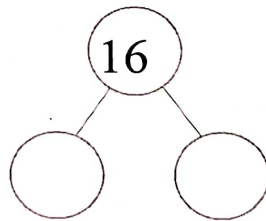
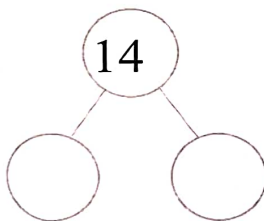
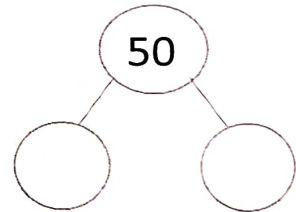
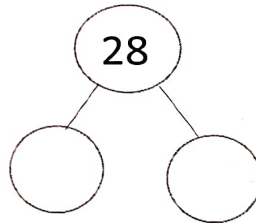
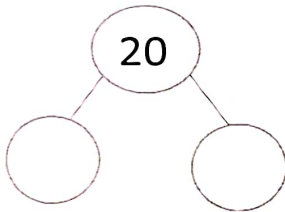
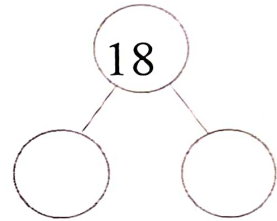
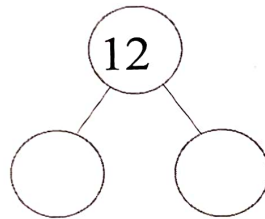
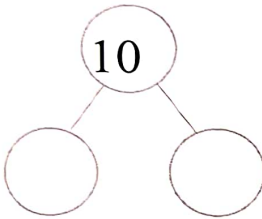
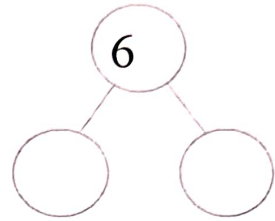
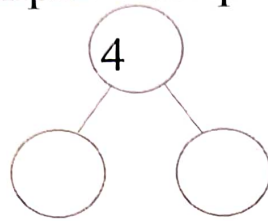
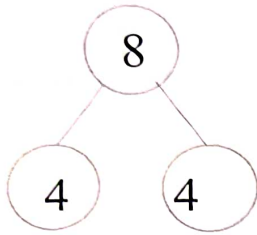
1	What is $8+1$?	
2	Write the next number. 1, 2, 3, 4, 5, 6,	
3	Write one hundred twenty in numbers.	
4	Draw the next shape in the sequence. 	
5	Which number is a multiple of 2 ? 17 7 9 4 23	
6	Which number comes 'after' 5 ?	
7	What is $10 - 4$?	
8	How many circles are there? 	
9	What number is one half of 8 ?	
10	What is $10 + 4$?	

Enhance your Knowledge .

- 1) 1 Hour = _____ Minutes
- 2) 1 Minute = 60 _____
- 3) 1 Year = 12 _____
- 4) 7 _____ = 1 Week
- 5) _____ Days = 1 Year
- 6) 12 Months = _____ Year
- 7) 52 Weeks = 1 _____
- 8) 1 Month = _____ Days
- 9) February has _____ days.
- 10) 1 Day = _____ Hours

Doubles

Complete the patterns.



This



and These



➤ Look at the pictures and write the correct word.

i. _____ is a car.



ii. _____ are books.



iii. _____ is a bat.



iv. _____ are apples.



v. _____ is a man.



vi. _____ are girls.



vii. _____ is a bus.




viii. _____ is a flower.



ix. _____ are pencils.



x. _____ is a table.



A word without an opposite meaning is
meaningless.....

Opposite Words

Draw a line to match the word on the left to its opposite.

high

finish

big

lose

strong

Left

up

low

win

down

empty

small

right

full

start

weak

Picture Description

- Look at the picture and fill the correct word from the options given below and colour the picture:



Clues: park, kite, three, sun, tree

- i. This is a picture of _____.
- ii. The _____ is shining bright in the sky.
- iii. A boy is flying _____.
- iv. There is a _____ in this picture.
- v. There are _____ children in the picture.

बूझो तो जानें.....?

➤ शब्द पहेलियाँ पूरी करो और दिए गए स्थान में शब्द से सम्बन्धित चित्र लगाओ।

शब्द कोष : घड़ी , टमाटर ,आम ,मटर ,जहाज

1. आयी गर्मी आया मैं , राजा फलों का कहलाया मैं, बताओ क्या?

--	--

चित्र लगाओ।

2. हरे हरे दाने है मेरे और हरी है मेरी ढाल, बताओ क्या?

--	--	--

3. उड़ूँ हवा में लेकिन चिड़िया नहीं कहलाता मैं, बताओ क्या?

--	--	--

4. टिक टिक करती, दिन भर का मैं समय बताती, बताओ क्या?

--	--

5. गोल गोल हूँ लाल लाल हूँ, सब्जी सलाद में आता काम, बताओ क्या?

--	--	--	--

वचन बदलो

एकवचन

बहुवचन



1. तारा

—



2. बच्चा

—



3. केला

—



4. किताब

—



5. पंखा

—



6. चिड़िया

—



7. बकरी

—



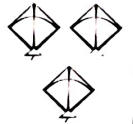
8. तितली

—



9. पतंग

—



10. माला

—

आओ खेल-खेल में सीखें

➤ एक हिंदी कहानी पढ़िए, उस कहानी का नाम लिखकर उससे संबंधित चित्र लगाइए और उस कहानी से कठिन शब्द लिखिए।

कहानी का नाम

कठिन शब्द

Knowledge has a Beginning but no End.

1) Which is the smallest continent in the world?

2) Which is the highest mountain peak?

3) Which is the biggest planet?

4) Which planet is closest to the Sun?


5) Which is the tallest animal in the world?

6) Which is the largest continent in the world?

7) Which personality is known as the 'Iron Man of India'?

8) Who has written the National Anthem of India
"Jana Gana Mana"?

9) Which planet is called the Red Planet?



The noblest pleasure is the joy of understanding.

• What is the silent letter in the word bomb? _____

• Is bread solid or liquid? _____

• What is 10 more than 26? _____

• How many vowels are there in the word 'aeroplane'?

• What is the colour of panda bear? _____

• Do fish need water to survive? _____

• What is the colour of strawberry? _____

• What is 10 less than 66? _____

• What is the opposite of 'false'? _____

• Does a gorilla live in a desert or in a
jungle? _____



COMPUTER APPLICATION WORD SEARCH

W	E	A	B	G	B	B	S	V	
A	B	V	Z	X	C	Z	C	B	
U	I	M	L	K	D	O	I	C	DIGITAL
F	U	N	C	T	I	O	N	D	DOMAIN
P	V	B	M	B	G	M	T	O	FUNCTION
Y	D	N	O	J	I	W	E	M	PRINTER
S	V	M	U	M	T	O	R	A	SCRIPT
C	N	S	S	H	A	B	N	I	MOUSE
R	K	L	E	Q	L	P	E	N	INTERNET
I	L	P	G	B	C	B	T	M	ZOOM
P	R	I	N	T	E	R	Y	T	
T	E	X	Y	W	Q	Z	L	I	

Man is still the most extraordinary computer of all.

Computer

1. Match the parts of a computer with their functions:

- | | |
|-----------------|---------------------------------------|
| a. Monitor | 1) Helps the computer to think |
| b. Keyboard | 2) Shows the text typed on a computer |
| c. CPU | 3) Help us to type the text. |
| d. Mouse | 4) Helps us to hear the sound |
| e. Microphone | 5) Select an item on screen. |
| f. Printer | 6) Store the information. |
| g. Compact disc | 7) Print the text on paper |

2. Answer the following questions in one word each:

a. What is the full form of CD?

Ans: _____

b. Which part of computer has many buttons?

Ans: _____

c. Which part of computer rhymes with house?

Ans: _____

d. Which part of computer looks like a TV screen?

Ans: _____

"No music is so pleasant to my ears as
that word- FATHER."

16th June, 2024

HAPPY FATHER'S DAY




Decorate and gift this card to your father
on 'Father's Day'.

Add years to your life and life to your years just by embracing yoga in your life.

Colour the picture with bright colours.



Decorate the given picture using colours, sketch pens and decorative stone etc.



Colour the given picture beautifully.



Holidays Homework, 2024-2025

Class- II

Note: Do all the work in a 3-in-1 notebook.

English

Reading Skills:

1. Read and learn poems: 'The Squirrel' (Pg. No. 15) and 'Tommy's 5 Senses' (Pg. No. 35)
2. Read one page daily and underline the difficult words.

Let's Compose:

Paste the pictures of your family members on A-4 size coloured sheets and write five lines about each of them.

Let's Hone Grammar Skills

Practise the exercises of the following chapters of English Grammar.

L-1 Alphabet Fun

L-4 Nouns- Singular and Plural

Let's Check Literary Flavour

Learn L-2 'I won't Help You' with book exercises.

Hindi

करके सीखिए

- अपनी पाठ्यपुस्तक से प्रतिदिन एक पेज शुद्ध उच्चारण के साथ पढ़ने का अभ्यास करें।
- गत्ते के बारह कार्ड बनाओ और उन पर रंगीन कागज़ चिपकाओ। अब उन पर साल के सभी महीनों के नाम लिखकर नीचे दिए गए लिंक की सहायता से परियोजना तैयार करें। (रोल नं - 1 से 16)

<https://youtube.com/shorts/YXr1I6NBkc?feature=shared>

- गत्ते के सात कार्ड बनाओ और उन पर रंगीन कागज़ चिपकाओ। अब उन पर दिनों के नाम लिखकर नीचे दिए गए लिंक की सहायता से परियोजना तैयार करें। (रोल नं - 17 से 33)

<https://youtu.be/IFCi1G0MVpc?feature=shared>

आओ दोहराएँ—

1. अपनी पाठ्यपुस्तक 'प्रथम' का पाठ-3 'पेट दर्द' याद करो।
2. 'हम नन्हे-नन्हे बच्चे हैं', 'रंग-बिरंगी दुनिया' और 'चंदा मामा' कविताएँ कंठस्थ करें।
3. अपनी व्याकरण पुस्तक का पेज नं.- 53, 63, 68 पूरा करें।
4. 10 सुलेख लिखिए। सुलेख में कठिन लगने वाले शब्दों का अभ्यास करें।

Maths

1. Learn and write the Tables from 2 to 10.
2. Do Pg. No. 38, 39, 52, 53 and 56 in your book.

Activity:

Make a wall hanging using different shapes with the help of the below given link.

<https://youtu.be/ECqWTY3DDtM?feature=shared>

E.V.S

Scrap Book:

1. Make a beautiful collage of various photos of your family in a scrap book.
2. Paste the pictures of energy giving food, body building food and protective food (5 each) in a scrap book and write their names also.

Learning Time:

Learn L-2 'My Body'

Learn L-3 'Health is Wealth'

Project work:

1. Make a First Aid Box (Roll No. 1-16)
2. Make Traffic Lights (Roll No. 17-33)

General Knowledge

Learn the following chapters:

Learn L-6 Mathemagic, L-7 Save the Earth, L-8 Courtesy, L-9 Sports Icons, L-10 People at Work.

Computer

Read L-4 (The Keyboard of the Mouse)

Periodic Assessment (Page No. 27)

WORLD

Environment Day

• June 5 •

COLOUR AND DECORATE THE PICTURE.



“BE GREEN TO KEEP IT CLEAN.”